

ERO1X PRO

Mesh Extender
AX5400 Dual Band WiFi6

HEIGHTS

AMT
advanced media technologies®

WiFi 6

2.4G 2X2

5G 4X4

Plume HomePass

Home WiFi

Cyber

Parental

Speed checker

Home Management

Mesh Backhaul

WiFi6 5G

LAN 2.5GE

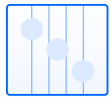


Product Specifications




Wireless Features.

Wireless Standard	802.11 a/b/g/n/ac/ax
Wireless Signal Rates	Up to 5.4 Gbps
2.4GHz Band	2x2 11ax up to 600 Mbps
5GHz Band	4x4 11ax up to 4.8 Gbps
Operating Mode	Auto by default
Wireless Communication	Enable
Wireless Security	WPA / WPA2 / WPA3
Auto channel selection	Supported
Single SSID	Supported
Steering	Band & Client steering
Security	Enabled
SSID Broadcast Control	Enabled
Transmission speed	Wireless Auto



Network Features.

PPPoE, DHCP, static IP connectivity	WAN connectivity on DHCP by default
NAT	Supported
MultiRangePort Forwarding Virtual server, special Application & DMZ host	Supported
DHCP Server	Supported
UPnP, DDNS	Supported
MAC Address Cloning	Supported
IGMP Snoop	Supported
QoS Traffic Control (IP)	Supported
DNS Relay	Supported
Café-style guest network	Supported



Smart Led.

Red	Boot or No Internet Access
Red Blinking	WiFi Backhaul fail
Blue	Ready to Install
White	Internet Access
White Blinking	Low WiFi Connectivity Quality



Security Features.

NAT for basic firewall support	Supported
Packet filtering firewall	Supported
Password authentication to gateway	Supported



System Features.


Configuration download / upload	Supported
Telnet / SSH	Supported
SNTP	Supported
Remote & Web management	Supported
Self-Healing	Supported
TR-069 / TR-181	Supported
Echo mode (wireless switch schedule)	Supported



Physical Features.

Interface	Ethernet, Power
Power Supply	12V 2A DC
Button	Reset, Power On/Off, WPS
Dimension	108mm x 39mm x 108mm
Operating Temperature	0° C ~ 40° C
Operating Humidity	10% ~ 90%, non-condensing
Storage Temperature	-20° C ~ 70° C
Storage Humidity	5% ~ 90%, non-condensing

Interface.



Reset to
factory


Power
ON/OFF

Power
Jack

1GE RJ45
WAN/LAN

1GE RJ45
LAN

WPS
Button



Wall Mount