

# OPTICONN™ 500 Dome Fiber Closure Specification



## Application

- Outdoor Fiber Optic Cable Splicing and Cable Management
- Aerial, Underground, or Direct Bury
- Mid-span Cable and Cut-end Cable Entry
- Single Fusion and Mass Fusion (Ribbon) Fiber Splicing
- Cable Purpose(s): Back-bone, Lateral, and Drop
- Cable Type(s): Armored, ADSS, Loose Tube, Ribbon, Micro Cable, Flat or Round Drop Cable
- Optical Splitters and/or Multiplexers Integration
- PON
- DAA



## Features

- Up to 6 Cable Entry Points, each port capable of 1-4 cables
- Gel Seal Designed for 0.23" to 0.9" of fiber cable diameters
- Optional Short Tray(s): up to 48 Single Splices per Tray
- Optional Tall Tray(s): up to 48 Single or 144~288 Ribbon Splices per Tray
- Up to 3 Mid-Span Cable Capacity
- Flexible Hinge Design for Mix Use of Short and Tall Trays
- Additional Flex Fiber Slack Basket for increased storage capacity
- Strand & Pole Mounting Bracket Options

## Standard Accessories

- Dome with O ring
- Locking Clamp
- x2 Splice Trays
- Hose Clamps
- Cable Ties
- Velcro Strap
- Buffer Felt

## Optional Accessories

- Short Tray
- Tall Tray
- Fiber Slack Storage Basket
- Tray Hinge Adapters
- Wedge Tray Stop
- Aerial Mount Bracket
- Pole Mount Fixture
- Pressure Valve Kit
- Grounding Kit
- Bench Clamp Fixture

**OPTICONN™ 500 Part Number: OC500-OG01-F1T2S0-V1G0W0**

**Base Model**



6 Cable Entry Ports

Compression Gel Seals

Multi-Cable Entry Grommets

Installer Friendly

4 Tall tray configurations Capacity, 17.0mm tray height

Comes with 2 Tall Trays

Fiber Flex Storage Basket included

192 Single fusion splices or 576~1152\* (12)Ribbon Splices

\*Depending on Ribbon Fiber Type

**OPTICONN™ 500 Part Number: OC500-OG01-F1T0S2-V1G0W0**

**Base Model**



6 Cable Entry Ports

Compression Gel Seals

Multi-Cable Entry Grommets

Installer Friendly

6 Short tray Configuration Capacity, 12.5mm tray height

Comes with 2 Short Trays

Fiber Flex Storage Basket included

Up to 288 Single fusion splices

**OPTICONN™ 500 Part Number: OC500-OG01-F0T2S0-V1G0W0**

**Base Model**



6 Cable Entry Ports

Compression Gel Seals

Multi-Cable Entry Grommets

Installer Friendly

6 Tall tray Configuration Capacity, 17.0mm tray height

Comes with 2 Tall Trays

288 Single fusion splices or 864~1728\* (12) Ribbon Splices

Optional tray hinge adapters for FOSC 450 / Coyote Closures

\*Depending on Ribbon Fiber Type

## OPTICONN™ 500 OC500-OG01-F0T0S2-V1G0W0

### Base Model



6 Cable Entry Ports

Compression Gel Seals

Multi-Cable Entry Grommets

Installer Friendly

8 Short tray Configuration Capacity, 12.5mm tray height

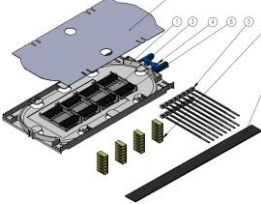
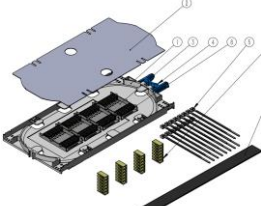





Comes with 2 Short Trays

384 Single fusion splices

Optional tray hinge adapters for FOSC 450 / Coyote Closures



Optional Accessories

Part Number	Specification	Picture
OC500STA	OPTICONN™ 500, Short Tray Assembly, 12.5mm height, 4 single splice holders installed, with Tray Hinge and accessories (16 cable ties & 1 buffer felt & 4 ribbon splice inserts)	
OC500TTA	OPTICONN™ 500, Tall Tray Assembly, 17mm height, 4 ribbon splice holders installed, with Tray Hinge and accessories (16 cable ties & 1 buffer felt & 4 single splice inserts)	
OC500FXB	OPTICONN™ 500, Additional Slack Storage and Transfer Flex Basket	
THA1	OPTICONN™, Tray Hinge Adapter	
WTS	OPTICONN™, Wedge Tray Stop	
OC500AMK	OPTICONN™ 500, Aerial Mount Kit	
OC500PMK	OPTICONN™ 500, Pole Mount Kit	
GK1	OPTICONN™, Grounding Kit, 1 Bolt + 1 Wire	
GK3	OPTICONN™, Grounding Kit, 3 Bolts + 3 Wires	
GW3	OPTICONN™, Grounding Kit, 3 Wires	
OC500BC	OPTICONN™ 500, Bench Clamp Fixture Kit	



Ordering Information Part Number Matrix

OC500 - O G 0 1 - F \_\_\_\_\_ - V \_\_\_\_\_ G \_\_\_\_\_ W \_\_\_\_\_

①

②

③

④

⑤

⑥

⑦

① Build Configuration

OG = Original Standard Baseplate

② Gel Block Configuration

O1= Standard 2 port Gel Block in all three locations

③ Flex Basket

F0 = None

F1 = Flex Basket installed

④ Tray Configuration

With or Without Flex Basket Options

T2S0 = 2 Tall      T4S0 = 4 Tall

T0S2 = 2 Short    T0S4 = 4 Short

T0S6 = 6 Short    T2S2 = 2 Tall & 2 Short

Without Flex Basket ONLY Option

T6S0 = 6 Tall

T0S8 = 8 Short

T2S4 = 2 Tall & 4 Short

T4S2 = 4 Tall & 2 Short

⑤ Valve Kit (Flash Valve)

V0 = None

V1 = Flash Valve Installed

⑥ Grounding Kit

G0 = None

G1 = 1 Grounding Kit Installed  
(1 stud, and 1 Ground wire)

G3 = 3 Grounding Kits Installed  
(3 studs, and 3 Ground wires)

⑦ Wedge Tray Stop

W0 = None

W1 = Wedge tray Stop Included