

Product Datasheet
 fiber optic cable: InArmor CST 96 SM 2.7kN Dry PP

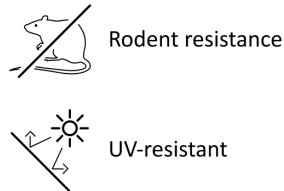
Order information

Design	Part number
InArmor CST 96 SM 2.7kN Dry PP	570307

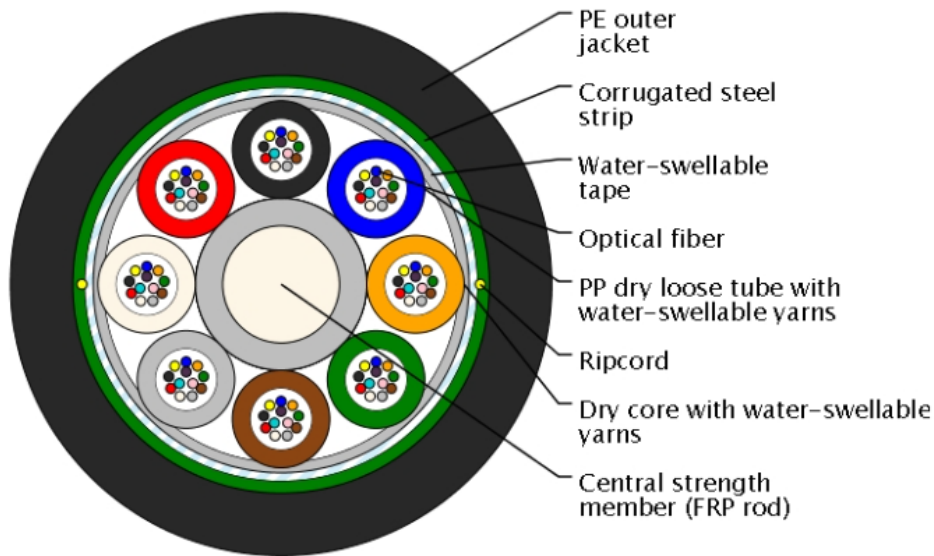
Other fiber counts available upon request

Typical application and features

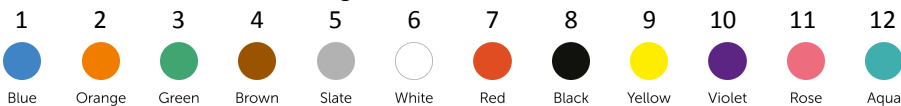
- Multi-purpose outdoor installation;
- Aerial lashed;
- Duct;
- Direct Buried



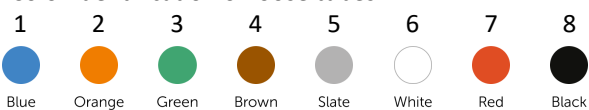
Design



Color identification is according to ANSI/TIA-598-D-2014




Color identification of loose tubes:



Other colors upon request

Cable marking example

Marking is made on each 2 feet of cable

00001 FT	= INCAB	OPTICAL CABLE =	570307	InArmor CST	96	SM	2.7 kN	Dry	PP		2023
1	2		3	4	5	6	7	8	9		10
1	Length marking unit			6	Fiber type						
2	Manufacturer			7	Maximum rated design tension						
3	Part number			8	Design configuration						
4	Cable trade name			9	Loose tube type						
5	Fiber count			10	Year of production						

Additional information upon request. Marking can also be in meters.

Design details

Fiber count		96
Number of loose tubes		8
Fibers per loose tube		12
Number of fillers		-
Loose tube diameter	in (mm)	0.098 (2.5)
Outer jacket thickness	in (mm)	0.063 (1.6)
Cable diameter \pm 0.008 (0.2)	in (mm)	0.547 (13.9)
Cable weight	lb/ft (kg/km)	0.113 (169)
Other design upon request		

Optical fiber

Fiber type	Single Mode	
ITU-T Recommendation	G.652.D + G.657.A1	
Transmission Specifications		
Attenuation in the cable (dB/km)*:		
1310 nm wavelength (Typical** / Max.)	0.32 / 0.35	
1550 nm wavelength (Typical** / Max.)	0.20 / 0.22	

* Local attenuation discontinuities caused by cable winding on a reel are allowed

** Typical attenuation is the real level of optical attenuation of at least 90% fibers after cabling

Operating parameters

Tensile strength installation	607 lb	2.7 kN
Tensile strength operation	200 lb	0.89 kN
Operating temperature	-40°F...+158°F	-40°C...+70°C
Installation temperature	-22°F...+122°F	-30°C...+50°C
Transportation and storage temperature	-58°F...+158°F	-50°C...+70°C
Minimum bending radius, with load	15 x cable diameter	
Minimum bending radius, with no load	10 x cable diameter	
Design life	25 years (per fiber supplier)	

Reel capacity

Standard maximum reel length*	20,000 ft	6,098 m
-------------------------------	-----------	---------

*Longer length may be possible upon request

Performance standard

Complies with applicable ANSI/ICEA S-87-640 and Telcordia GR-20 CORE Issue 4 requirements

Reel packing and marking

Cables are supplied on non-returnable wooden reels. Reel diameter is not less than 40 diameters of the cable. Not less than 2 m of inside end of the cable is fixed to the reel flange. The cable ends are sealed with waterproof covers.

The label on the outer reel flange contains the following information: cable type, customer's name and PO, reel number, production date, cable length, cable weight net/gross.

The following information is printed on the reel flange: manufacturer's name and website, rotation direction, cable end indication, shipping and handling summary, labels "Fragile" and "Handle with care".

Our cable passport shows: cable type, technical standard number, cable length, fiber type, fiber coloring, fibers per tube, tube identification coloring, final attenuation for all fibers, refractive index of the fiber, fiber manufacturer and production date.

Cable passport is affixed to the inner flange. Additional information can be included on the passport upon request.
